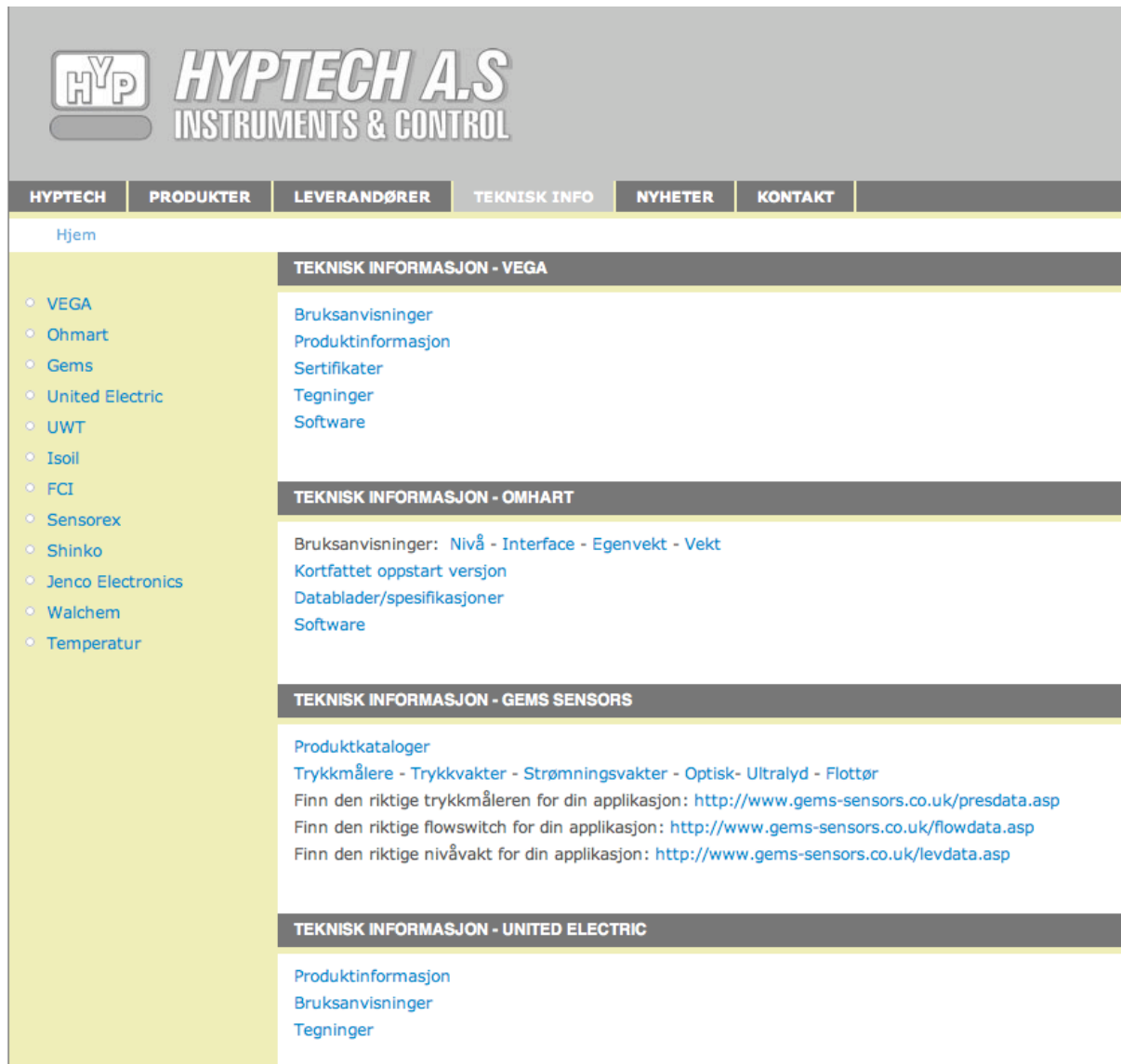


Dette er en kort beskrivelse på hvordan man laster ned PactWare fra internett og hvordan man så installerer det:

Gå til vår hjemmeside: <http://www.hyptech.no/>

Gå til ”TEKNISK INFORMASJON”












The screenshot shows the website for HYPTECH A.S. INSTRUMENTS & CONTROL. The navigation menu includes HYPTECH, PRODUKTER, LEVERANDØRER, TEKNISK INFO, NYHETER, and KONTAKT. The 'TEKNISK INFO' section is active, displaying a sidebar with a list of product categories and a main content area with four sub-sections: 'TEKNISK INFORMASJON - VEGA', 'TEKNISK INFORMASJON - OMHART', 'TEKNISK INFORMASJON - GEMS SENSORS', and 'TEKNISK INFORMASJON - UNITED ELECTRIC'. The 'VEGA' section lists links for Bruksanvisninger, Produktinformasjon, Sertifikater, Tegninger, and Software. The 'OMHART' section lists Bruksanvisninger (with sub-links for Nivå, Interface, Egenvekt, and Vekt), Kortfattet oppstart versjon, Datablader/spesifikasjoner, and Software. The 'GEMS SENSORS' section lists Produktkataloger and Trykkmålere (with sub-links for Trykkvakter, Strømningsvakter, Optisk, Ultralyd, and Flottør), along with links to find the correct flowmeter, flowswitch, and level switch for an application. The 'UNITED ELECTRIC' section lists Produktinformasjon, Bruksanvisninger, and Tegninger.

Under ”TEKNISK INFORMASJON-VEGA”
Velg ”software”

Du får da opp følgende bilde

The screenshot shows the VEGA corporate website. At the top left is the VEGA logo. To its right is a navigation bar with 'corporate', a language selector set to '- Language -', and links for 'Imprint', 'Search', 'Sitemap', and 'Contact'. Below this is a secondary menu with 'Company', 'Products', 'Industries', 'Services', 'Downloads', 'plics', and 'News'. The main content area shows a breadcrumb trail: 'Home » Downloads » Software'. On the left side, there is a vertical list of product categories: AMS Device Library (DD), DTM-Collection + PACTware™ (FDT), Foundation Fieldbus (FF), PDM Device Library (EDD), plics sensors/instruments, Profibus (DP/PA), VEGA Visual Operating (VVO), Visual VEGA (VV), and WEB-VV. The main content is a grid of software products:

AMS Device Library (DD)  Files for AMS	DTM-Collection + PACTware™ (FDT)  VEGA DTM and PACTware
Foundation Fieldbus (FF)  Files for Foundation Fieldbus	PDM Device Library (EDD)  Files for PDM
plics sensors/instruments  Firmwareupdates	Profibus (DP/PA)  Files for Profibus
VEGA Visual Operating (VVO)  Configuration tool	Visual VEGA (VV)  Visualisation program
WEB-VV  Web-based measured data logging and presentation	

Velg "DTM collection + PACTware"

Du får da opp følgende bilde

The screenshot shows the VEGA website's software download page. The header includes the VEGA logo, a language selector, and navigation links like 'Imprint', 'Search', 'Sitemap', and 'Contact'. Below the header is a breadcrumb trail: 'Home » Downloads » Software » DTM-Collection + PACTware™ (FDT)'. A sidebar on the left lists various device libraries and operating systems. The main content area is a table titled 'Software' with columns for file name, size, and description. The table lists several DTM files for different sensors and communication protocols, along with framework files like DotNet and DotNet SP1. A note at the bottom of the table states that DTMs only work in conjunction with the FDT framework.

Software		
PACTware 3.5	29 MB	Framework of PACTware Consortium e. V. for use of FDT 1.2 compatible DTMs of individual manufacturers. Presence of the Microsoft.NET and .NET SP1 Framework is a condition.
VEGA-DTM for Communication based on DTMCollection 11/2007 Version 1.54.0.0	45 MB	Collection of all VEGA communications and gateway DTM .* (VEGACONNECT, VEGAMET 62x, VEGASCAN 693, VEGALOG 571, PLICSRADIO)
VEGA-DTM for plics sensors based on DTMCollection 11/2007 Version 1.54.0.2	37 MB	Collection of all VEGA DTMs for parameter adjustment of plics-sensors.* (VEGABAR 50/60, VEGACAL 60, VEGAFLEX 60, VEGAPULS 60, VEGASON 60, VEGAWELL 50)
VEGA-DTM for series 40/50 and D-series sensors based on DTMCollection 11/2007 Version 1.54.0.0	31 MB	Collection of all VEGA DTMs for parameter adjustment of series 40/50 and sensors of the D-series.* (VEGABAR 40, VEGAFLEX 50, VEGAPULS 40/50, VEGASON 50, VEGAWELL 72, D-Serie)
VEGA-DTM for VEGADIF 55 HART Version 1.4.129	18 MB	Standard DTM for adjustment of VEGADIF 55 HART Version 2.01 and 2.10
HART Driver Version 1.0.25	7 MB	Communication DTM for use of HART modems (manufacturer: Codewrights)*
Generic HART DTM Version 4.0.1	7 MB	Standard DTM for adjustment of individual HART sensors via Universal Commands (manufacturer: ICS)*
PROFIdtm Version 2.03	21 MB	Communication DTM for communication via Profibus DP with Softing Profibus cards (manufacturer: Softing)*
DotNet	24 MB	Microsoft .NET 1.1 Framework
DotNet SP1	10 MB	Microsoft .NET SP1 Framework
info@de.vega.com		You may also get, considering some delivering expenses, the DTM Collection on CD. Please request the DTM Collection on CD version by mail (the CD includes all products mentioned above). * Note: DTMs do only work in conjunction with FDT frame application e.g. PACTware.
Documentation		
supported sensors	68 KB	Survey of all instruments and sensors which are supported by VEGA DTM collection
VEGA DTM Info (version history)	176 KB	Short description of characteristics and performance range of the available VEGA DTM collection
PACTware™ 3.5 Info	65 KB	Short description of the characteristics and performance range of the PACTware™
Operating instruction		Installation, first steps
VEGALOG Applications and options	118 KB	Comparison of functions and applications of VEGALOG-DTM and VVO adjust program
System requirements		
Hardware		
Processor		Intel Pentium/AMD min. 500 MHz
Memory		min. 128 MB RAM

Følgende filer må du laste ned:

PACTware 3.5 (29 MB)

VEGA-DTM for Communication based..... (Drivere for Connect, Met osv.)

VEGA-DTM for Plics sensors..... (Drivere for alle instrumenter I Plics-familien)

Du kan også laste ned:

VEGA-DTM for series 40/50..... (Drivere for alle eldre enheter)

Og de øvrige filene

Du må også laste ned (dersom du ikke har dette fra før):

DotNet.vega.com (24MB) Dette er en ny ”framework” som trengs for å kjøre PACTware 3.5

Vær oppmerksom på at alle filene du laster ned er ZIP-versjoner, og må derfor først pakkes ut.

Når du har lastet ned alle filene **MÅ** du først installere DotNet (Ny framework fra Windows)

Når dette er gjort installerer du PACTware 3.5

Innstaller så DTM-filene.